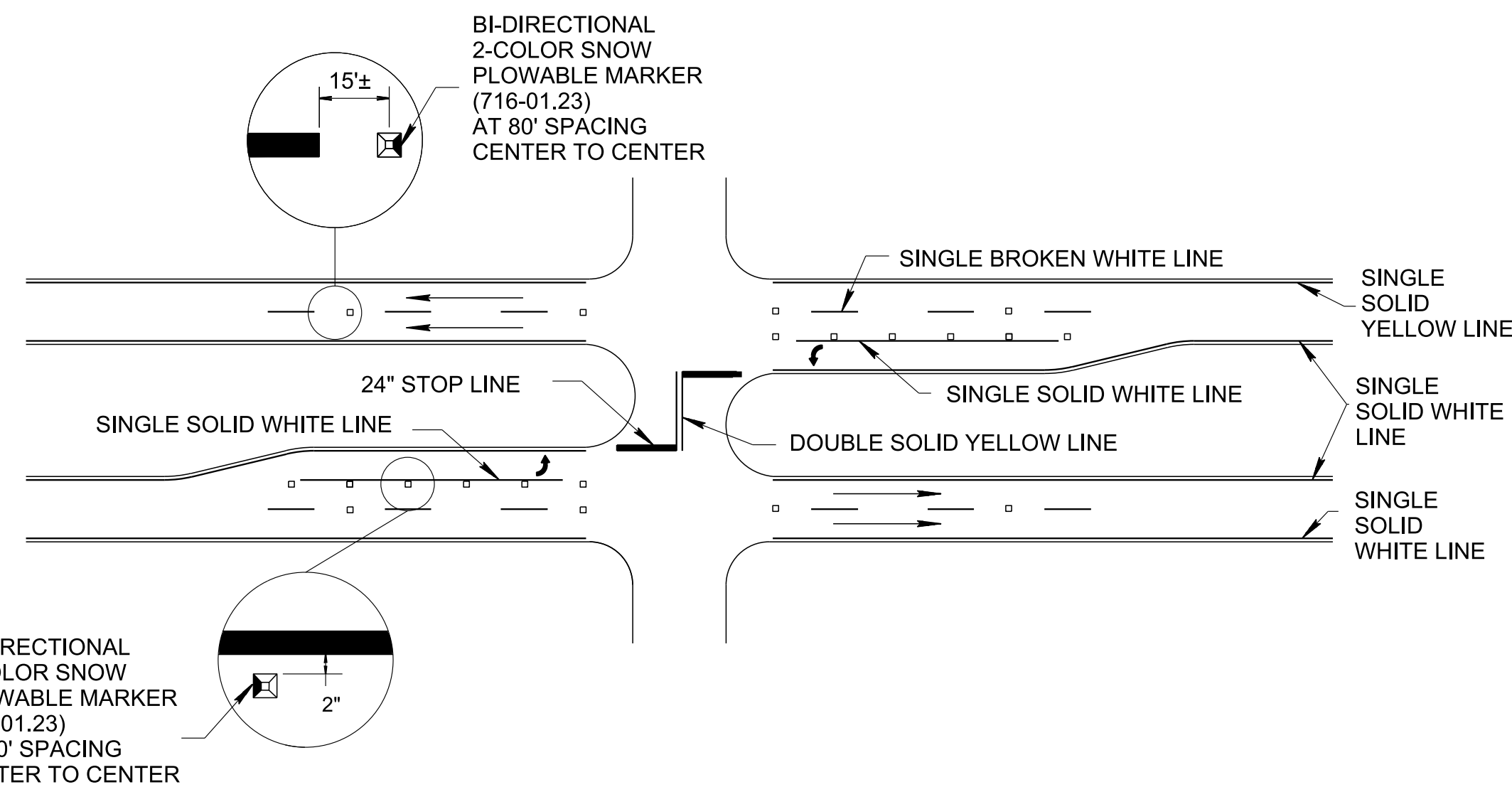
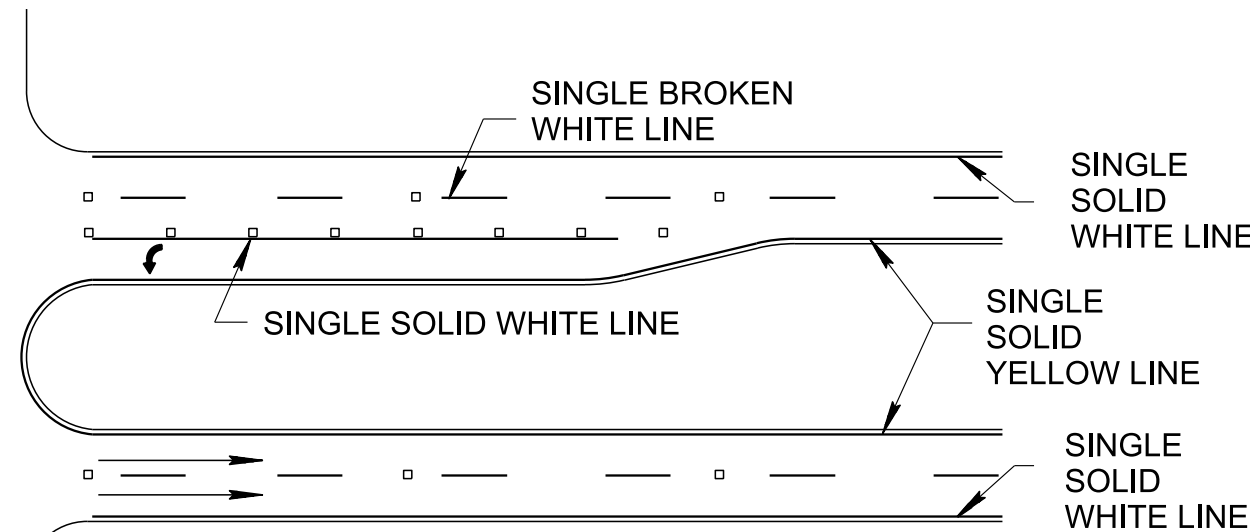
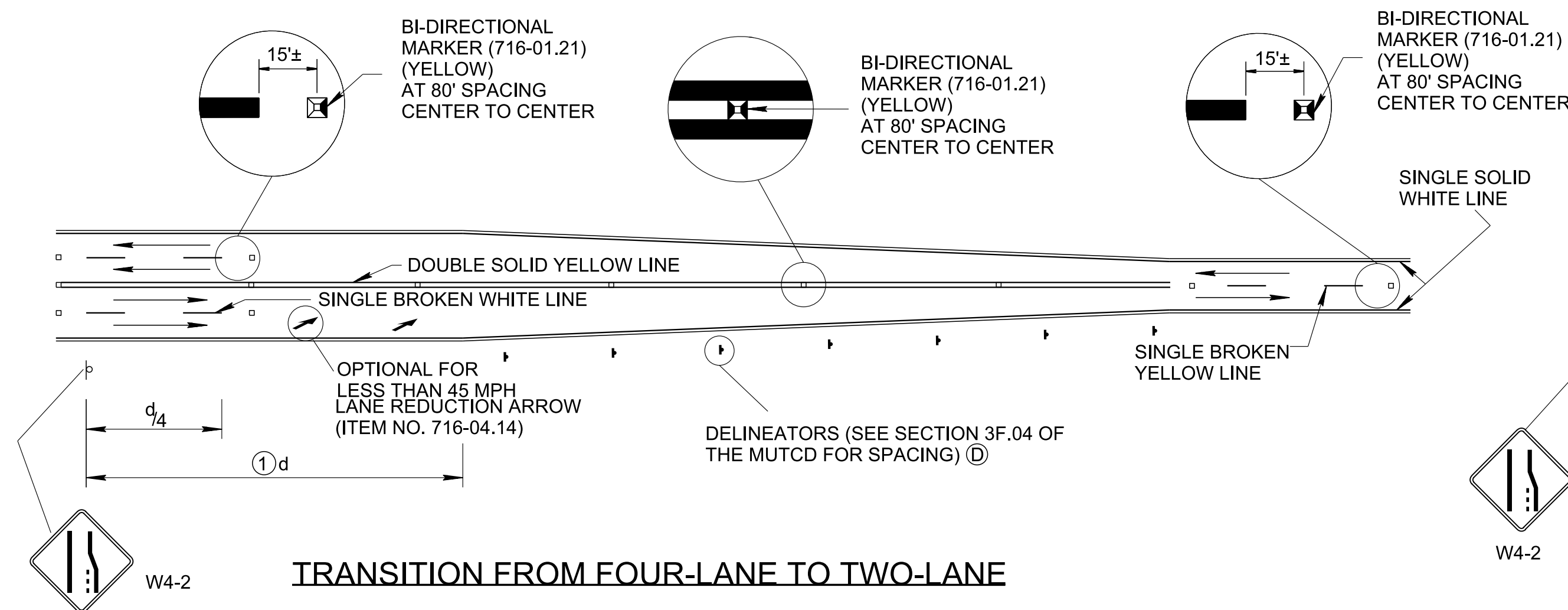


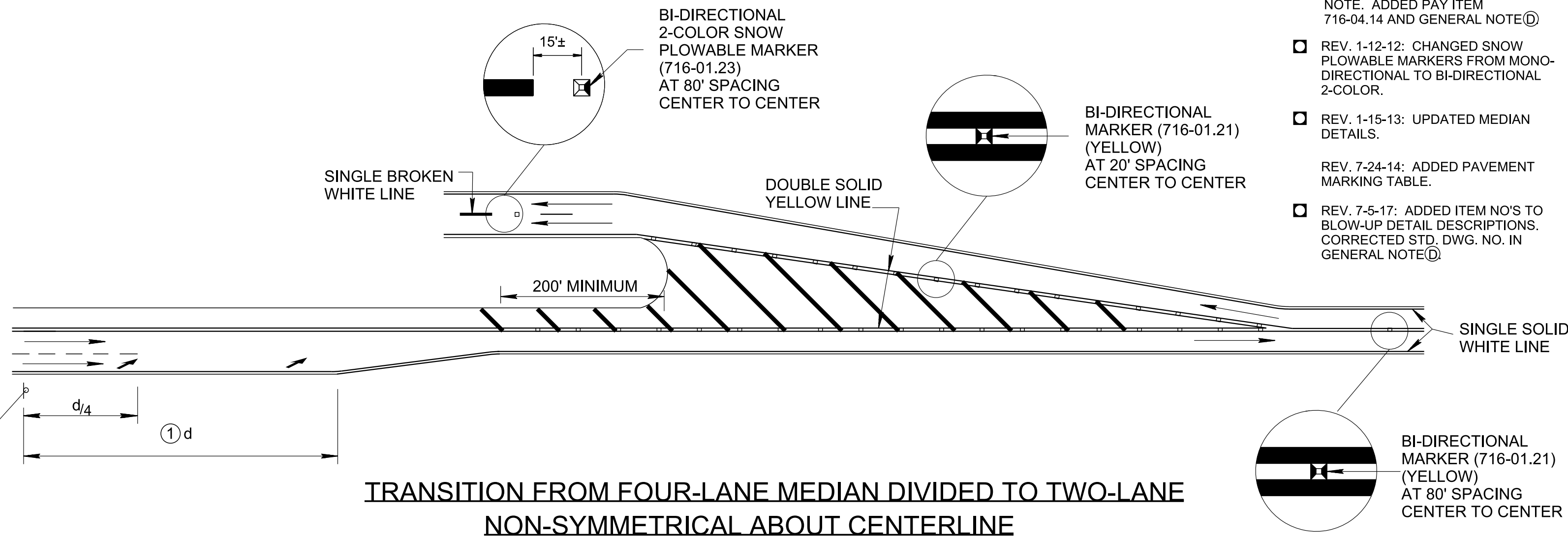
**TYPICAL MULTI-LANE WITH TURN LANE
MEDIAN WIDTH LESS THAN 30 FEET**



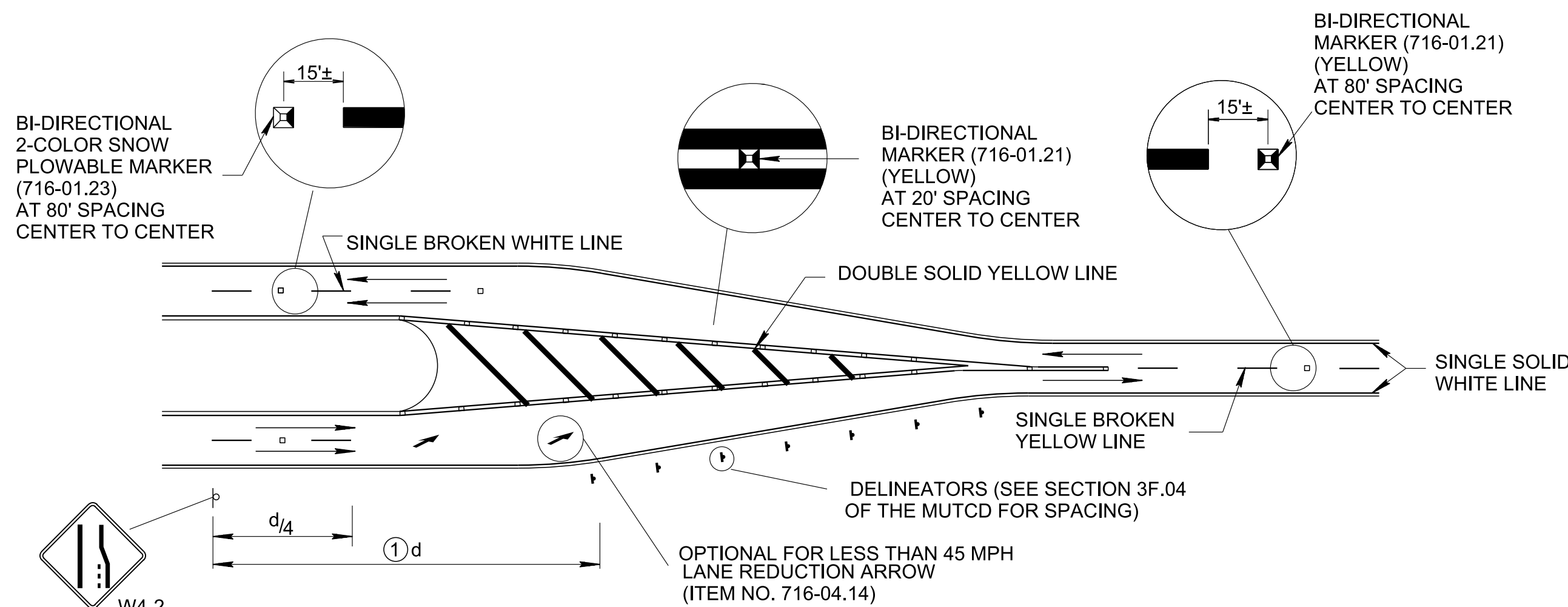
**TYPICAL MULTI-LANE WITH TURN LANE
MEDIAN WIDTH EQUAL TO OR GREATER THAN 30 FEET**



TRANSITION FROM FOUR-LANE TO TWO-LANE

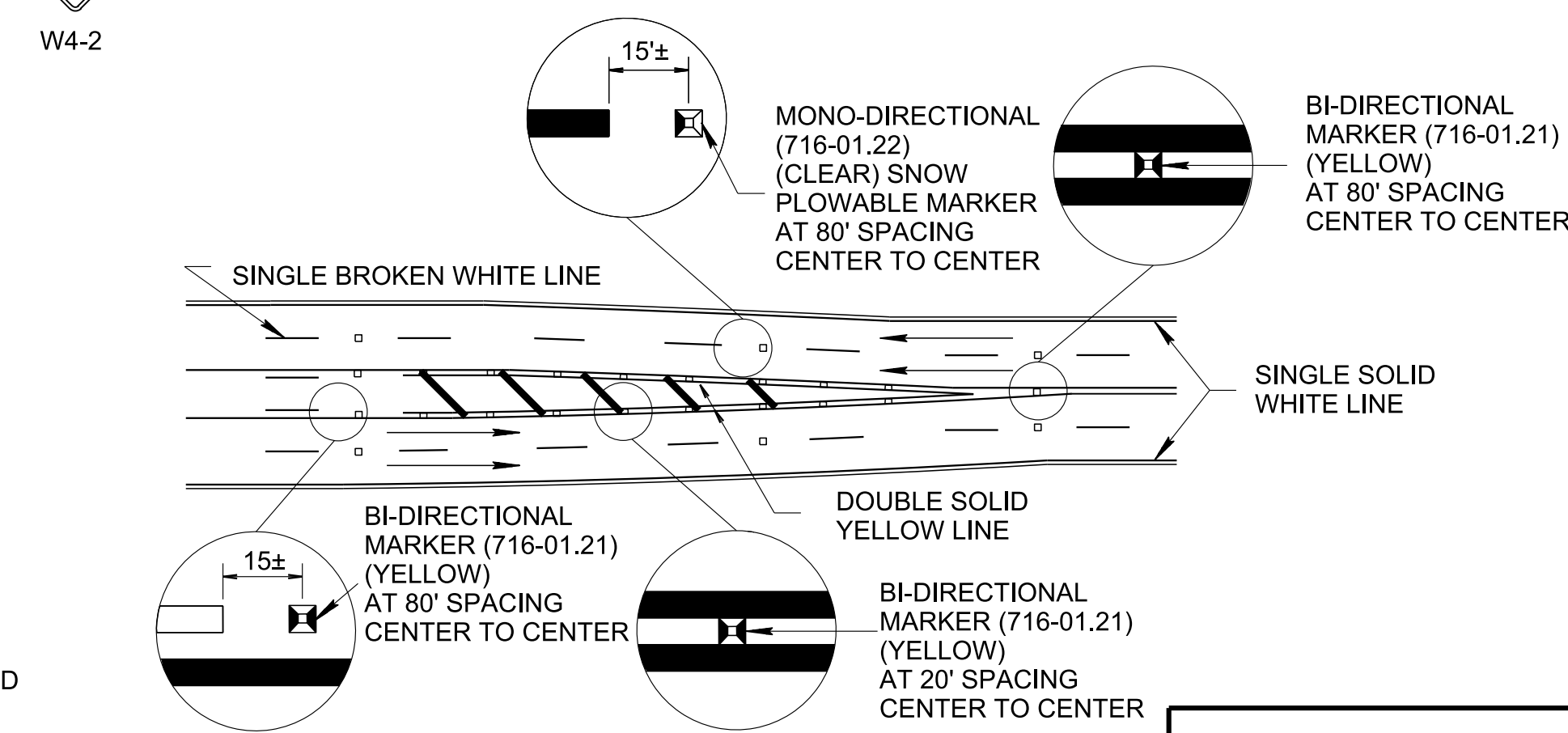


**TRANSITION FROM FOUR-LANE MEDIAN DIVIDED TO TWO-LANE
NON-SYMMETRICAL ABOUT CENTERLINE**



**TRANSITION FROM FOUR-LANE MEDIAN DIVIDED TO TWO-LANE
SYMMETRICAL ABOUT CENTERLINE**

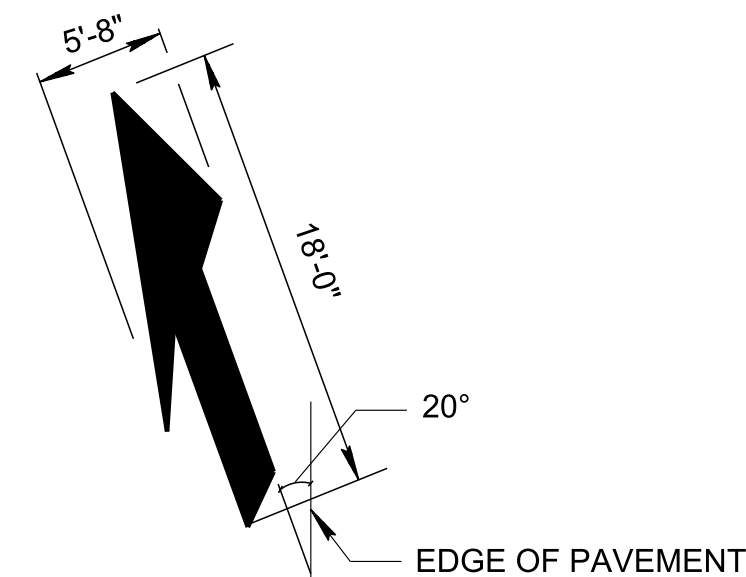
SIMILAR FOR MULTI-LANE WITH TWO WAY LEFT TURN LANE TO TWO-LANE



**TRANSITION FROM MULTI-LANE WITH TWO WAY
LEFT TURN LANE TO FOUR-LANE**

| PAVEMENT MARKING TABLE | | |
|------------------------|-----------|-----------|
| DESIGN SPEED | EDGE LINE | LANE LINE |
| V > 45 MPH | 6" * | 6" |
| V < 45 MPH | 4" | 4" |

* IF SHOULDER IS LESS THAN 2' WIDE USE 4" LINE



LANE-REDUCTION ARROW

FOOTNOTE

① SEE TABLE 2C-4 OF PART 2 OF THE MANUAL ON UNIFORM TRAFFIC DEVICES (MUTCD) FOR GUIDELINES FOR ADVANCE PLACEMENT OF WARNING SIGNS DISTANCE d.

GENERAL NOTES

(A) EDGE LINES ARE NOT REQUIRED FOR PAVEMENT WIDTH LESS THAN 16 FEET OR ON CURB AND GUTTER SECTIONS UNLESS SPECIFIED IN PLANS.

(B) SEE STANDARD DRAWING NOS. T-M-3 AND T-M-4 FOR CHANNELIZATION MARKING AND INTERSECTION MARKING DETAILS.

(C) PAVEMENT MARKERS ARE REQUIRED ONLY WHEN SPECIFIED IN THE PLANS.

(D) SEE STD. DWG. T-S-11 FOR DETAILS OF DELINEATORS.

□ MINOR REVISION -- FHWA
APPROVAL NOT REQUIRED.

**STATE OF TENNESSEE
DEPARTMENT OF
TRANSPORTATION**

**DETAILS OF
PAVEMENT
MARKINGS FOR
CONVENTIONAL
ROADS**

T-M-2

REV. 2-22-88: ADDED EDGE-LINES, NOTES, AND DETAILS FOR TRANSITION MARKING. CHANGED SHEET TITLE AND DRAWING NO. FROM T-M-8 TO T-M-2. ADDED DETAILS ON RIGHT OF SHEET.

REV. 3-20-91: REDREW SHEET. CHANGED TYPE 2 PAVEMENT MARKERS (CLEAR) TO MONO-DIRECTIONAL PAVEMENT MARKERS (CLEAR) AND TYPE 1 PAVEMENT MARKERS (YELLOW) TO BI-DIRECTIONAL MARKERS (YELLOW).

REV. 10-26-92: ADDED GENERAL NOTE ①.

REV. 12-18-93: ADDED EDGELINES INSIDE MEDIAN CROSSOVERS FOR MEDIAN WIDTHS LESS THAN 44 FEET.

REV. 1-19-94: CHANGED WIDTH CRITERION FOR MEDIAN WIDTH FROM 44 FEET TO 64 FEET.

REV. 1-19-96: CHANGED DETAIL ON LEFT BOTTOM OF SHEET.

REV. 4-15-04: CHANGED W4-2 SIGNS AND FOOTNOTE ① TO COMPLY WITH 2003 MUTCD.

REV. 9-5-04: CHANGED FOOTNOTE ① TO COMPLY WITH 2003 MUTCD.

REV. 11-1-11: ADDED DELINEATORS WITH NOTE AND LANE REDUCTION ARROWS WITH NOTE. ADDED PAY ITEM 716-04.14 AND GENERAL NOTE ①.

REV. 1-12-12: CHANGED SNOW PLOWABLE MARKERS FROM MONO-DIRECTIONAL TO BI-DIRECTIONAL 2-COLOR.

REV. 1-15-13: UPDATED MEDIAN DETAILS.

REV. 7-24-14: ADDED PAVEMENT MARKING TABLE.

REV. 7-5-17: ADDED ITEM NO'S TO BLOW-UP DETAIL DESCRIPTIONS. CORRECTED STD. DWG. NO. IN GENERAL NOTE ①.